


Mid-Year Budget and Performance Report *2009-2010 Financial year*



Phumelela
Local Municipality



Index

1.	Legislative Requirement	Page	3
2.	Service Delivery 1 st Semester Performance Report	Page	4
3.	Budget 1 st Semester Performance Report	Page	27
	3.1 Capital Budget	Page	27
	3.2 Operating Budget	Page	32
	3.3 Creditors	Page	38
	3.4 Debtors	Page	43

1. Legislative Requirement

The mid-year budget and performance assessment report (section 72 report) is compiled in terms of section 72 of the Municipal Finance Management Act, 2003; which stipulates as follows:

72. (1) The accounting officer of a municipality must by 25 January of each year-

- (a) assess the performance of the municipality during the first half of the financial year, taking into account-*
 - (i) the monthly statements referred to in section 71 for the first half of the financial year.*
 - (ii) the municipality's service delivery performance during the first half of the financial year, and the service deliver targets and performance indicators set in the service delivery and budget implementation plan.*
 - (iii) the past year's annual report, and progress on resolving problems identified in the annual report; and*
- (b) submit a report on such assessment to-*
 - (i) the mayor of the municipality;*
 - (ii) the National Treasury; and*
 - (iii) the relevant provincial treasury.*

(2) The statement referred to in section 71(1) for the sixth month of a financial year

(3) The accounting officer must, as part of the review:

- (a) make recommendations as to whether an adjustments budget is necessary: and*
- (b) recommend revised projections for revenue and expenditure to the extent that this may be necessary.*

In response to the indicated requirements, this Report will incorporate the following main elements:

- (1) An analysis of the performance of the Municipality in terms of the key performance indicators and targets from its Service Delivery and Budget Implementation Plan for the 2009/10 financial year;
- (2) An analysis of the budget performance of the Municipality, as reflected in its section 71 budget reports for the first six months of the 2009/10 financial year; and
- (3) An interpretation and assessment of the indicated analyses by the Accounting Officer; including subsequent recommendations and actions envisaged to improve the Municipality's planned service delivery and budget performance.

2. Service Delivery 1st Semester Performance Report

Priority 1: Water

IDP Objective	Strategy	Short term (2009/10)	Comments for the purpose of the Mid Year Performance Report
Objective 1.1: To finalize the strategic planning framework for water management in the Municipality.	(1) Formulate and implement a local Water Services Development Plan	1 Water Strategic Development Plan (WSDP) approved	Not approved. Water Master Plan to be finalised.
Objective 1.2: To ensure that acceptable water quality (DWAF standards) is maintained at all times	(1) Launch continuous training and awareness campaigns within the community relating to water management and conservation	4 Training and awareness campaigns (1 per quarter)	Not achieved (Ward Councilors)
	(2) Results of monthly tests meet the quality standards set by DWAF	Continuous monitoring of water quality against DWAF standards	Achieved; but not according to Blue Drop standard
Objective 1.3: To ensure uninterrupted supply of good quality water	(1) To ensure effective management and maintenance of water services and infrastructure	Finalisation of water tariff structure (1 structure finalised)	Not yet finalised. Cost analysis needs to be done to determine realistic tariffs.
	(2) Provide individual connections through the implementation of an approved water tariffs structure on formal sites	Limit water losses (targets to be finalised)	Not yet done. To be addressed in 2010/11 IDP Review.
	(3) Reduce unaccounted for water through	Continuous metering and maintenance to limit water losses (100% reading according	Continuous metering and maintenance. Water Demand Management Plan will

IDP Objective	Strategy	Short term (2009/10)	Comments for the purpose of the Mid Year Performance Report
	effective metering and maintenance	to schedule)	show areas where to concentrate.
Objective 1.4: To work towards the National Government's target of ensuring basic services to all households	(1) Extend access to water according to RDP standard (within 200 meters walking distance) to all households.	Rural water supply project (R1,5 million)	Did not materialise – cost problems. Targeted areas include schools and larger villages. Also include sanitation. Water Affairs started project to provide toilets to schools.

Projects Report					
GFS Function	Sub-function	Funding source	Project	Progress Report	Budget
Water Distribution	Water Reservoirs and reticulation	MIG	Rural water supply	No funding could be secured – project not yet started	1,500,000
Water Distribution	Water Reservoirs and reticulation	MIG	Warden upgrade of Waste Water treatment works	The sewerage purification work in Warden, aimed at upgrading the outdated and aging infrastructure is ongoing	3,000,000
Water Distribution	Water Reservoirs and reticulation	MIG	Memel Water Works	Completed	1,000,000
Water Distribution	Water Reservoirs and reticulation	Distr Mun	Memel Water Works	Completed	1,070,000
Water Distribution	Water Reservoirs and	DWAF	Warden Bulk Water supply (increase dam capacity) – did not materialize.	Feasibility study and option appraisal are	5,000,000

Projects Report					
GFS Function	Sub-function	Funding source	Project	Progress Report	Budget
	reticulation		Replaced with feasibility study for new dam + increase in source capacity	currently in process	
Water Distribution	Water Reservoirs and reticulation	Loan	Ezenzeleni - 550 stands water	Money received in Nov 2009 – project in procurement process phase	5,000,000
Water Distribution	Water Reservoirs and reticulation	Loan	Zamani 300 stands water	Greenfields – no money available to date. MIG has now approved the funds.	4,500,000
Water Distribution	Water Reservoirs and reticulation	Loan	Thembalihle Ext 5 Water	Extension 4 must first be finalized	5,000,000
Water Distribution	Water Reservoirs and reticulation	MIG	Water rural schools	Rural water – no funds currently, but priority	500,000
Water Distribution	Water Reservoirs and reticulation	Cap Dev	Water meter replacement	No funds available	750,000
Water Distribution	Water Reservoirs and reticulation	DWAF	Replacement AC Pipes	No funds available. Urgent matter, however, due to the health risk that it poses (asbestos pipes must be replaced)	500,000
Water Distribution	Water Reservoirs and reticulation	MIG	Rural water supply	No funds available, but municipal priority	1,500,000
Water Distribution	Water Reservoirs and reticulation	MIG	Warden upgrade of Water treatment works	Not done. Operational repairs have been done. Will enjoy urgent attention	1,500,000

Priority 2: Sanitation

IDP Objective	Strategy Response	Outputs / Outcomes	Comments for the purpose of the Mid Year Performance Report
		Short term (2009/10)	
Objective 2.1: To ensure adequate waste water treatment capacity	(1) Develop a Water Treatment Masterplan	Water Treatment Master plan completed	Not yet finalised – strategic planning. Important initiative to enable the Municipality to determine the exact status of water needs and capacity + funding requirements to address needs in area
Objective 2.2: To provide full waterborne sanitation to all households on formally developed sites in urban areas	(2) Full waterborne sanitation to all households on formally developed sites in urban areas	No funds allocated currently	Achieved.
	(3) Construct public toilets facilities (one in each town)	All formal residential areas to have 100% access to minimum required sanitation facilities	Achieved
Objective 2.3: To ensure that schools and households in the rural areas has access to sanitation that at least comply to minimum RDP standards	(1) Ensure that all schools in rural areas have access to sanitation	Backlog reduced to 35% of schools and households	Water for schools – enjoy the attention of Water Affairs
	(2) Ensure that the backlog in terms of sanitation in rural areas are reduced by 15% per year	15% reduction	Not yet done - wait for funding from MIG
Objective 2.4: To ensure internal capacity to effectively maintain sanitation services	(1) Development of an asset register	Asset register developed and implemented	Has been developed. Program purchased to operate according to GRAP. Must be generalised.
	(2) Development of a Refurbishment and	Refurbishment and Maintenance Plan	Not yet done. Work in correlation with asset

IDP Objective	Strategy Response	Outputs / Outcomes	Comments for the purpose of the Mid Year Performance Report
		Short term (2009/10)	
	Maintenance Plan	developed and approved	register. Infrastructure maintenance program
Objective 2.5: To ensure maintenance of sanitation infrastructure and services	(1) Sewerage purification and reticulation	Sewerage network upgrading and maintenance (Budgeted Projects)	As scheduled and funded

Projects Assessment (1 st Semester, 2009/10 Financial Year)					
GFS Function	Sub-function	Funding source	Project	Progress Report	Budget
Sewerage	Sewerage purification and reticulation	DWAF	Warden Bulk Sewerage and Treatment Works	Phase I of treatment works has started	5,000,000
Sewerage	Sewerage purification and reticulation	MIG	Thembalihle Ext 4 Sewer Network (Phase 1)	Sewerage network, phase I completed	2,000,000
Sewerage	Sewerage purification and reticulation	MIG	Thembalihle Ext 4 Sewer Network (Phase 2) –	Not yet started	3,000,000
Sewerage	Sewerage purification and reticulation	Distr Mun	Ezenzeleni Services (300 Stands)	Have not yet received the money. Later phase in township development	2,000,000
Sewerage	Sewerage purification and reticulation	MIG	PMU – Programme Management (on-going)	Considering stopping contract and use own resources (cheaper)	750,000
Sewerage	Sewerage purification and reticulation	Loan	Sewer network Ezenzeleni 500 stands	Part of R5 million to provide services	2,500,000
Sewerage	Sewerage purification and reticulation	Loan	Thembalihle Ext 5 Sewerage	Not yet started – extension 4 must first be finished and properly populated	2,500,000
Sewerage	Sewerage purification and reticulation	Loan	Phumelela upgrading sewer network	Refurbishment of sewerage network – has not yet commenced	3,000,000

Priority 3: Streets and Stormwater

IDP Objective	Strategy Response	Short term (2009/10)	Comments for the purpose of the Mid Year Performance Report
Goal 3.1: To finalize the municipal strategic management framework for streets and stormwater.	To develop an Integrated Roads and Stormwater Master Plan (must also address O&M issues)	Integrated Roads and Stormwater Master Plan approved (1 Plan)	Not yet developed
	To develop a proper Roads and Pavement Maintenance plan for all areas in Phumelela (must also address O&M issues)	Roads and Pavement Maintenance plan approved (1 Plan)	Not yet developed. Prioritisation of streets
	A pavement management strategy developed and implemented	pavement management strategy approved (1 Strategy)	Not yet developed (implementation of R and P Maintenance Plan)
Goal 3.3: To promote safe, affordable and accessible public transport services in all urban areas	Measures to promote safe, affordable and accessible public transport services in all urban areas	Law Enforcement (indicators to be developed in SDBIP)	Law Enforcement Officer appointed
Goal 3.4: To maintain road signs	Maintenance of road signs	Depending on budget capacity	Not done. Law Enforcement officer to do survey
Goal 3.5: To maintain and upgrade streets and stormwater infrastructure.	Maintenance and upgrading of municipal streets and stormwater infrastructure.	Maintenance and upgrading as budgeted (Projects)	Yes – according to budget

Priority 4: Waste Management

IDP Objective	Strategy Response	Short term (2009/10)	Progress Report
Objective 4.1: To ensure that disposal sites to all areas and according to legal requirements and environmental health standards	(1) Development of legislatively compliant and environmentally friendly waste disposal sites: Integrated Waste Management Plan	Finalization of logistics; including budget for R500,000	Integrated Waste Management Plan is a long-term objective for the Municipality. Negotiations for the re-location and registration of the waste disposal sites, and the funding of such initiatives, is in an advanced state.
<i>Finalization of an Integrated Waste Management Plan</i>	(2) Finalize legal issues related to the re-allocation of the Warden waste disposal site		
Objective 4.2: To promote waste recycling	(1) Develop waste recycling capacity in the Phumelela area	Development of recycling capacity	Long-term objective. No funds currently available.
Objective 4.3: To improve the management of waste disposal sites	(1) Promote environmental health by the way in which the waste disposal function is managed	Gradual re-allocation of waste disposal sites (refer to Objective 4.1)	See above.

Priority 5: Electricity & Lights

Municipal Strategies	Strategy Response	Outputs / Outcomes	Comments for the purpose of the Mid Year Performance Report
IDP Objective		Short term (2009/10)	
Objective 5.1: To compile an electricity maintenance manual to ensure proper maintenance of networks under control of the municipality	(1) Electricity Maintenance Manual compiled	Electricity Maintenance Manual compiled	Not yet finalised.
Objective 5.2: To refurbish the electricity network to reduce costs accumulating due to leakages and losses in Warden	(2) Refurbishment of the electricity network in Warden	Completed	Ongoing. Infrastructure is old and may constitute a potential risk to the population of the town. Upgrading is done according to available funds.
Objective 5.3: To perform an electricity audit	(3) Electricity audit done and findings dealt with	Results of audit dealt with: Development of appropriate strategies	Audit is finalised. The municipality is in the process to deal with the findings.
Objective 5.4: To maintain and expand access to electricity	(1) Number of defaulting accounts decreased	20% defaulters	The municipality is currently engaged in a process to enforce credit control and to adjust related system deficiencies in an attempt to increase its revenue basis.
<i>Ensure access to all households</i>	(2) Consumers in Warden have access to electricity purchases	Uninterrupted access to electricity to all users	Achieved

Municipal Strategies	Strategy Response	Outputs / Outcomes	Comments for the purpose of the Mid Year Performance Report
IDP Objective		Short term (2009/10)	
(national target = by 2012)	over weekends		
	(3) Expansion of the electricity network	No funds	Limited funds. Work is done according to available funds.
Objective 5.5: To research and implement strategies for renewable energy	Identification and implementation of renewable energy options		Long term objective - No funds to pursue in short term

Priority 6: Cemeteries

IDP Objective	Strategy Response	Short term (2009/10)	Progress Report
Objective 6.1: To provide and maintain sufficient cemeteries and facilities in all urban areas within the next year	(1) An improved cemetery maintenance system developed and implemented	Improved maintenance plan finalized and approved	No provision on MTREF budget. It is envisaged that the cemetery system in the area will enjoy a comprehensive re-done once funds become available.
	(2) Develop new sites for cemeteries in 2 areas	2 new sites established	No provision on MTREF budget. It is envisaged that the cemetery system in the area will enjoy a comprehensive re-done once funds become available.

Priority 7: Local Economic Development (LED)

IDP Objective	Strategy Response	Short term targets (2009/10)	Performance Reporting
Objective 7.1: To develop an LED strategy	(1) Local economic development strategy developed and implemented	Finalisation and approval of the LED Strategy (1 Strategy)	LED Strategy has been developed and presented to Council for adoption
	(2) Integration of the LED Strategy with the DGDS	LED Strategy to reflect district-wide development priorities	Proposed LED Strategy is aligned with the district economic growth priorities
Objective 7.2: To develop an integrated poverty reduction programme	(1) An integrated poverty reduction programme developed	Integrated Poverty Reduction Programme Developed (1 Policy)	Long-term objective; although partly addressed in the proposed LED Strategy
Objective 7.3: To implement the EPWP	(1) The EPWP implemented	EPWP implemented	Not done achieved, because MIG projects have already been funded; but high priority in next IDP cycle
Objective 7.4: To finalize a plan for the enhancement of light industries	(1) Plan for the enhancement of light industries developed and implemented	Plan to be finalized in conjunction with the LED Strategy. Targets will be dependent on the assessment and affordability guides of the LED Strategy. (To be finalized).	See comments above
Objective 7.5: To create a tourist-conducive environment in the Phumelela area	Initiatives aimed at creating a conducive environment for tourism	Performance to be measured in terms of – Establishment of a Tourism Forum Local festivals held Township Tourism Promotion (targets to be finalized in LED Strategy)	Addressed in the proposed LED Strategy

IDP Objective	Strategy Response	Short term targets (2009/10)	Performance Reporting
		Grading of guesthouses (100%) Municipal web-site developed CSIR to assist local artists Local artist to participate in Macufe	
Objective 7.6: To improve the intergovernmental framework for LED and spatial development	(1) Improved dialogue and co-operation between the District Municipality and the Phumelela LM regarding LED matters	Incorporation of the district's LED Strategy into the Municipality's LED Strategy and IDP	Achieved in the proposed LED Strategy

Priority 8: Land Development and Land Reform

Land development, for the purpose of this section, includes housing, which is not a municipal core function, but does have implications for the Phumelela Local Municipality. Since the provision of housing does not fall under the core competency of the local municipality, the main focus is on the promotion of housing developments through assisting in the provision of erven and beneficiary administration.

A Land Use Management System has been developed by the Province, and adopted by the Phumelela Council, with amendments to reflect the Municipality's unique circumstances and requirements.

IDP Objective	Strategy Response	Short term (2009/10)	Progress Report
Objective 8.1: To promote sustainable land development	(1) Employee appointed to manage commonage	One (1) Employee appointed	Not yet achieved. Target will change in next IDP cycle.
Objective 8.2: To support the national and provincial government in realizing the objective of transferring 30% of agriculture land to HDIs by 2014	(1) Identification of suitable land for redistribution	Identification of land for redistribution, according to operational requirements	Ongoing – as and when required.
Objective 8.3: To provide support in to the Provincial Department of Local Government and Housing in delivering houses to the community of the Phumelela area	(1) Provision of erven and beneficiary administration	Provision of erven and beneficiary administration according to requirements and targets of the Provincial Department	Land Use Management System adopted will guide activities related to this objective
	(2) Conduct a housing needs analysis in collaboration with ESKOM	Needs analysis conducted and prioritized in collaboration with sector partners	Partly achieved as part of the electricity audit
Objective 8.4: To ensure sustainable land development, transport and housing planning in line with the Spatial Development Framework	Integration of spatial and land planning systems and strategies		Land Use Management System adopted will guide activities related to this objective

Priority 9: Disaster & Environmental Management

IDP Objective	Strategy Response	Short term (2009/10)	Comments for the purpose of the Mid Year Performance Report
Objective 9.1: To provide local assistance with the alleviation of disasters	(1) Local assistance provided to alleviate the impact of disasters	Pro active preventative measures taken to deal with fire issues	Agreement was entered into with Phumelela fire rescue services to assist the municipality with fire issues(first quarter) -the municipality has acquired fire fighters for each unit which have been mounted on municipal trucks. -with the assistance of the Chief Protection officer the municipality is combating fires.
		Emergency measures taken in cases of local disasters	The municipality has acquired a big hall where people can be housed should there be a disaster. -the municipality is in a process of acquiring another hall that can be used to house people in times of disaster.
Objective 9.2: To promote a safe and secure environment	(2) Promote environmental awareness	Community education about environmental protection (4 awareness campaigns)	To be done in the third and fourth quarters

Priority 10: Institutional Development

IDP Objective	Strategy Response	Short term (2009/10)	Comments for the purpose of the Mid Year Performance Report
Objective 10.1: To review and populize the organizational structure of the Municipality based on the requirements of the IDP and institutional affordability	(1) Review of the organizational structure	Annual review	The IDP review process started on 20/01/2010 The organisational structure to be reviewed by 30 June 2010
	(2) Filling of key vacancies, based on the requirements of the Employment Equity Plan	Filling of key vacancies, based on an analysis of affordability	Chief Protection Officer post and the Technical Officer post for Vrede were filled in July 2009. The librarian post in Ezenzeleni will be filled at the end of January 2010. Interviews for assistant librarians in Warden and Ezenzeleni libraries were held on 07/01/2010.
	(3) Review of the Employment Equity Plan	Annual review of the Employment Equity Plan	Employment equity committee consisting of officials and labour representatives was established in the LLF to review the employment equity plan. Done in the second quarter.
Objective 10.2: To review and implement the Workplace Skills Plan	(1) Review of the Workplace Skills Plan	Annual Review, informed by the scarce skills requirements and capacity challenges of the Municipality	To be done in the fourth quarter and be submitted on 30 June 2010

IDP Objective	Strategy Response	Short term (2009/10)	Comments for the purpose of the Mid Year Performance Report
Objective 10.3: To compile and implement an HR Strategy	(1) Compilation of an HR Strategy	Approval of the HR Strategy	To be finalised in the third quarter
	(2) Implementation / utilization of the HR Strategy		To be done in the fourth quarter
Objective 10.4: To facilitate intergovernmental dialogue and co-operation with relevant district, national and provincial institutions	(1) Utilization of Intergovernmental Engagement Structures and Forums	Engage with relevant IG Forums and structures to streamline their functioning	Done on an ongoing basis(eg district and provincial)
Objective 10.5: Implementation and annual review of the Performance Management System (PMS)	(1) Finalizing the implementation of the organizational and individual PMS	Finalise implementation of the PMS	To be done in the third quarter
	(2) Review of the Performance Plans and Performance Contracts of section 57 managers	Review of Performance Agreements and Performance Plans of section 57 managers	Done.Each section 57 manager has signed the performance agreement and performance plan in July 2009 and in

IDP Objective	Strategy Response	Short term (2009/10)	Comments for the purpose of the Mid Year Performance Report
			August 2009 the agreements were sent to the Province.
	(3) Evaluation of the performance of section 57 managers	Mid-year and annual evaluations	Currently in process.
	(4) Finalisation and utilization of the Organisational Performance Management System	Compilation of the Municipal and Departmental SDBIPs	Done in the first quarter
	(5) Quarterly evaluation of organizational performance	Quarterly performance report to Council	To be submitted at the end of January
	(6) Mid-year organizational performance evaluation	Section 72 report submitted to Council	To be submitted at the end of January
	(7) Annual performance evaluation and reporting	Annual Performance Report, Annual Report and Oversight Report	Annual report for 2008/2009 was tabled at a meeting of Council on 14 December 2009. Adopted with adjustments.
	Objective 10.6: To ensure that the Municipality's regulatory framework is finalized to facilitate legislative compliance in the manner in which the Municipality is governed and managed	(1) Batho Pele implementation programme developed and implemented	Batho Pele implementation programme developed
(2) Employment equity plan developed and implemented		Employment equity plan reviewed and implemented	Employment equity committee consisting of officials and labour representatives was

IDP Objective	Strategy Response	Short term (2009/10)	Comments for the purpose of the Mid Year Performance Report
			established in the LLF to review the employment equity plan. Done in the second quarter.
Objective 10.7: To improve the financial viability of the Municipality	(1) Increase the operational cash flows of the Municipality by 15%	15% improvement in cash flow situation of the Municipality	To be completed by 30 June 2010
Objective 10.8: To improve the financial management of the Municipality	(1) Financial record-keeping, compliance and management improved	Key initiatives: Updating of financial record-keeping system Accounting system upgraded Policy Register regularly updated	To be finalised by the end of January 2010
	(2) Upgrade / improve the debt control / debt collection capacity of the Municipality	Approval of a policy dealing with the writing off of certain debts older than 3 years	To be finalised by the end of March 2010 Identify debtors/tenants who can pay their accounts Summonses will be issued Failing, the properties will be attached
	(3) Purification of indigent records	Purification (100%)	To be finalised by 30 June 2010
Objective 10.9: To undertake a comprehensive financial turnaround strategy	(1) A comprehensive financial turnaround strategy developed and implemented	Phased implementation of the turnaround-strategy	Ongoing
	(2) Credit control policy updated, approved by council and	Credit control policy approved by Council	Approved by Council by 2008, reviewed regularly

IDP Objective	Strategy Response	Short term (2009/10)	Comments for the purpose of the Mid Year Performance Report
	implemented		
Objective 10.10: To formalize audit and risk systems and procedures in the Municipality	(1) A qualified audit report to be obtained by 2011	Annual Financial Statements completed and submitted as legislatively prescribed	Submitted and audited as prescribed
	(2) Risks are identified, evaluated and managed	Risk Management Plan reviewed	Risk management plan compiled to be submitted to Council.
	(3) Conduct the legislatively prescribed functions of the audit committee	Finalize arrangements for the functions of the audit committee to be performed	Applications for people to serve on the Audit committee was advertised 27 November 2009 in the Vrede Nuus, to be re-advertised, because no applications were received
Objective 10.11: To implement an asset management system	(1) Asset management system developed and implemented	Asset maintenance and management plan developed and implemented	
Objective 10.12: To implement and execute the Property rates Act	(1) Property Rates Act implemented	Implementation	<p>Advertised 13 March 2009</p> <p>Implemented since 1 July 2009</p> <p>In the process of handling objections</p> <p>The following draft by-laws were advertised in the Vrede nuus on 28/08/1009:</p> <ul style="list-style-type: none"> • Credit Control and Debt • Refuse Removal • Tariff

IDP Objective	Strategy Response	Short term (2009/10)	Comments for the purpose of the Mid Year Performance Report
			<ul style="list-style-type: none"> • Water Supply, Sanitation Services and Industrial Effluent • Indigent Support • Outdoor Advertising • Control of Street Vendors, Pedlars and hawkers • Commonage • Control of Public Nuisance • Dumping and Littering • Impoundment of Animals • Taxi Ranks No feedback was received
Objective 10.12: To improve Municipal responsiveness in service delivery	(1) All admin offices are accessible to disabled people	All libraries, municipal offices and halls in Vrede, Warden & Memel to be 100% accessible	Renovations to ensure accessibility: Not budgeted for
	(2) Indigent Register updated	All residents qualifying for indigent benefits are identified and registered (100%)	Achieved. The Indigent Register has been updated 100%
Objective 10.13: To promote good governance and public participation	(1) Develop and implement communication strategy	Communication strategy approved	Approved
	Develop and implement a community participation and engagement strategy		Not yet achieved
	(2) Effective Municipal Planning and Budgeting	Annual Review of the IDP, Budget and SDBIPs	Annual IDP / Budget Review
Objective 13.1: To promote the interest of special focus groups in the Phumelela Municipal area	(1) A youth policy is developed and implemented	Youth Policy developed	Not yet achieved
	(2) Youth centers to be constructed and	Not funded	Long-term objective

IDP Objective	Strategy Response	Short term (2009/10)	Comments for the purpose of the Mid Year Performance Report
	functional in all the towns		
	(3) Policy for women develop developed and implemented	Development of a policy for women	Not yet achieved

Priority 11: Sport & Recreation

There is inadequate sport and social facilities, in the region, and that contributes to the social problems experienced in most of the communities. Unemployed youth loiter in the streets and recreational facilities and programmes must be implemented to direct their behavior towards active participation and to serve as a deterrent to unsociable and criminal behavior. Sport does have the potential to unite communities across cultural and racial boundaries and all inhabitants must be encouraged to participate in sport and social activities. It is therefore essential to improve on creating the necessary infrastructure and facilities in both urban and rural areas. Although effective recreation activities, such as sport support development, there is only 1 sport centre in the district.

IDP Objective	Strategy Response	Short term (2009/10)	Performance Report
Objective 11.1: To develop and implement a Municipal Sports Development Programme	Sports Development Programme developed and implemented	Sports Development Programme developed	Construction / upgrading of sporting facilities (Not budgeted for). Not achieved. Long-term objective
Objective 11.2: Utilisation of the local Sports Council. (Sectoral Initiative – Sports, Art and Culture)	Co-ordinate and promote local sports development and maintenance of facilities	Utilisation of the Sports Council	Sport Council in existence. Will be assisted to start function actively again.
Objective 11.3: To effectively manage library services	Management of libraries	Uninterrupted management of libraries	Achieved
Objective 11.4: To maintain parks and other recreational facilities	Maintenance and upgrading of parks and other recreational facilities	Maintenance / upgrading of all parks and other recreational facilities within the capacity of the funds allocated by the operating budget	Construction / maintenance of parks and other community infrastructure (Not budgeted for)

Priority 12: Safety & Security

The general crime rate is lower than in other urban nodes in the province, due to the area being rural. However, certain crimes are more prevalent and on the increase. Within urban areas these particularly include crimes associated with alcohol abuse, such as vandalism, assault etc. Within the rural areas stock theft is constantly increasing and personal attacks on farms are also emerging.

Within particular areas such as Memel and Warden, housebreaking is also increasing at an alarming rate. Within Warden an increase in rape cases and truck hi-jacking is also evident and these are directly associated with the high transport industry activities in the area.

The ability to combat crime is hampered by a lack of proper communication equipment on farms, a lack of information from community members and under resourced police stations. It is believed that a greater community involvement through existing structures should address most of these problems.

IDP Objective	Strategy Response	Short term (2009/10)	Progress Report
Goal 12.1: To develop a Business Plan to resource and implement a Community Safety Plan	Business Plan to resource and implement a Community Safety Plan formulated	Formulation of a Business Plan to resource and implement a Community Safety Plan	Not yet done
Goal 12.2: To support law-enforcement agencies to combat crime in the Phumelela local area	Safety and security related services provided in order to enhance law enforcement	Grass cutting/herbicide spraying in all public areas Street and area lighting maintained	Not done – no funds

IDP Objective	Strategy Response	Short term (2009/10)	Progress Report
		Public trees pruning plan developed and implemented	
Goal 12.3: To establish a municipal law enforcement function	Municipal law enforcement established	Municipal law enforcement	Done – a municipal law enforcement officer has been appointed

Priority 13: Special Focus Groups

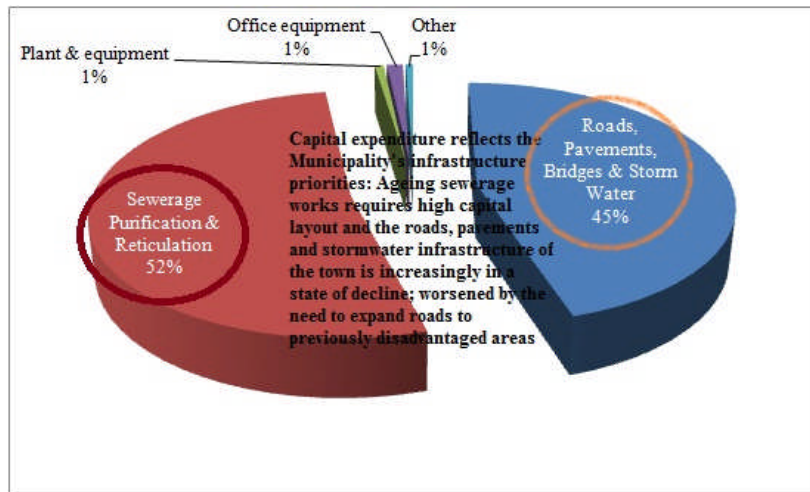
IDP Strategic Objective	Key Performance Indicator	Comments for the purpose of the Mid Year Performance Report
Goal 13.1: To promote the interest of special focus groups in the Phumelela Municipal area	A youth policy is developed and implemented	To be addressed in the fourth quarter
	Youth centers are constructed and in practice in all the towns	Youth centre is under construction in Warden.
	Policy for women developed and implemented	The council has on 26 November 2009 adopted a gender policy framework for local government and gender action plan. The policy will be finalized in the fourth quarter

3. Budget 1st Semester Performance Report

3.1 CAPITAL BUDGET

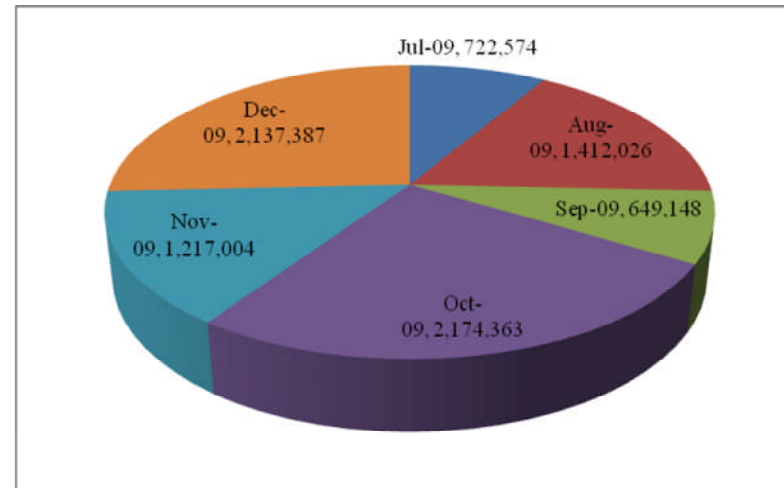
	Month 1 Jul-09	Month 2 Aug-09	Month 3 Sep-09	Month 4 Oct-09	Month 5 Nov-09	Month 6 Dec-09	Mid Year Accumulated
INFRASTRUCTURE							
Roads, Pavements, Bridges & Storm Water	702,295	468,322	630,087	507,939	717,632	742,101	3,768,376
Water Reservoirs & Reticulation	0	0	0	0	0	0	0
Car Parks, Bus Terminals and Taxi Ranks	0	0	0	0	0	0	0
Electricity Reticulation	0	0	0	0	0	0	0
Sewerage Purification & Reticulation	0	870,781	0	1,661,030	491,205	1,321,877	4,344,893
<i>Sub-total Infrastructure</i>	702,295	1,339,103	630,087	2,168,969	1,208,837	2,063,978	8,113,269
COMMUNITY							
Plant & equipment	13,004	43,398	0	0	0	0	56,402
Office equipment	6,099	6,270	0	5,144	8,167	73,409	99,089
Other	1,176	23,255	19,061	250	0	0	43,742
TOTAL	722,574	1,412,026	649,148	2,174,363	1,217,004	2,137,387	8,312,502
SOURCE OF FINANCE							
Surplus Cash	20,279	72,923	19,061	5,394	8,167	73,409	199,233
Government Grants and Subsidies	702,295	1,339,103	630,087	2,168,969	1,208,837	2,063,978	8,113,269
TOTAL FINANCING	722,574	1,412,026	649,148	2,174,363	1,217,004	2,137,387	8,312,502

Capital Budget Priorities



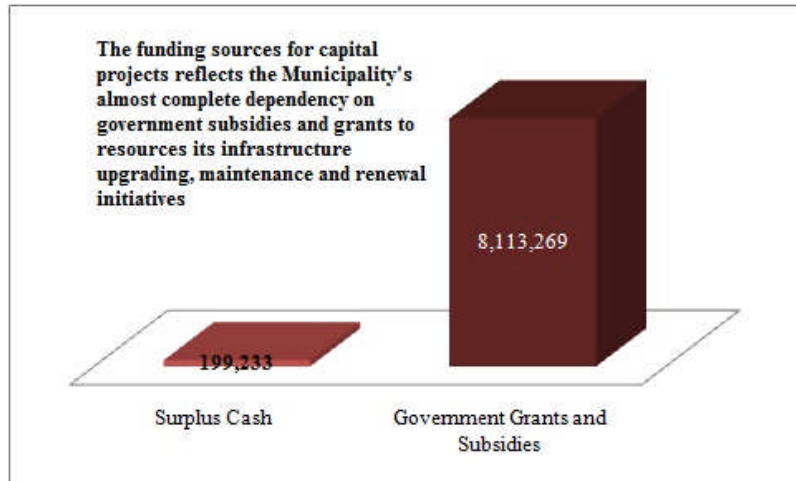
Roads, Pavements, Bridges & Storm Water	3,768,376
Sewerage Purification & Reticulation	4,344,893
Plant & equipment	56,402
Office equipment	99,089
Other	43,742

Cash flows on the Capital Budget



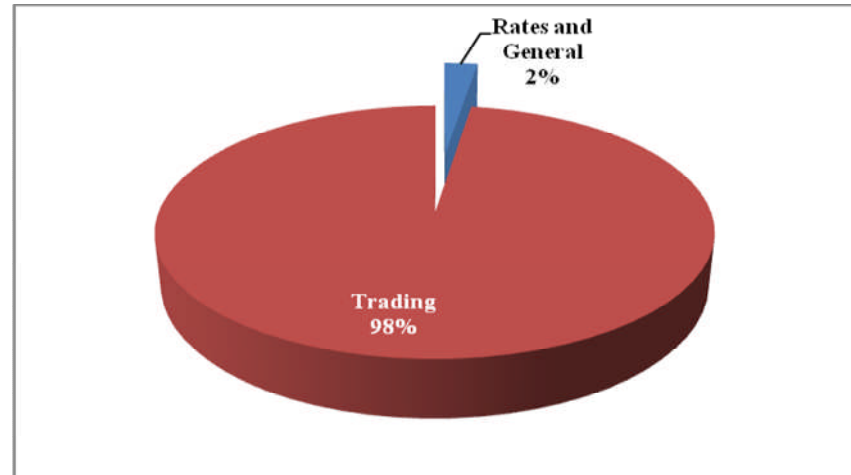
Jul-09	722,574
Aug-09	1,412,026
Sep-09	649,148
Oct-09	2,174,363
Nov-09	1,217,004
Dec-09	2,137,387

Funding Sources



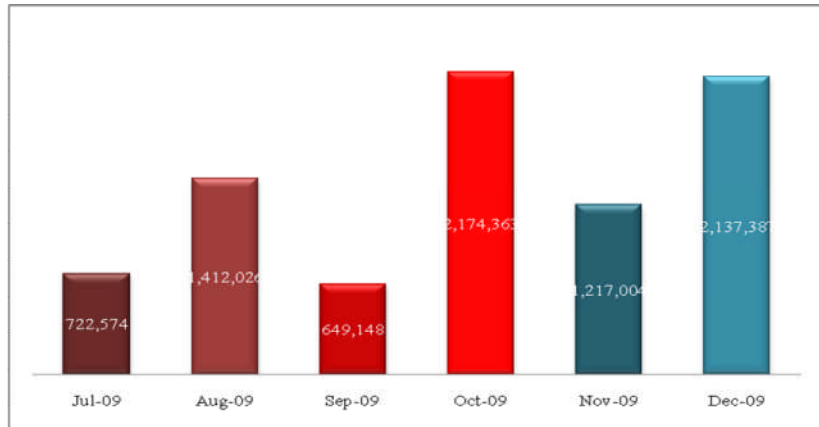
Surplus Cash	199,233
Government Grants and Subsidies	8,113,269

GFS Classification: Capital Expenditure



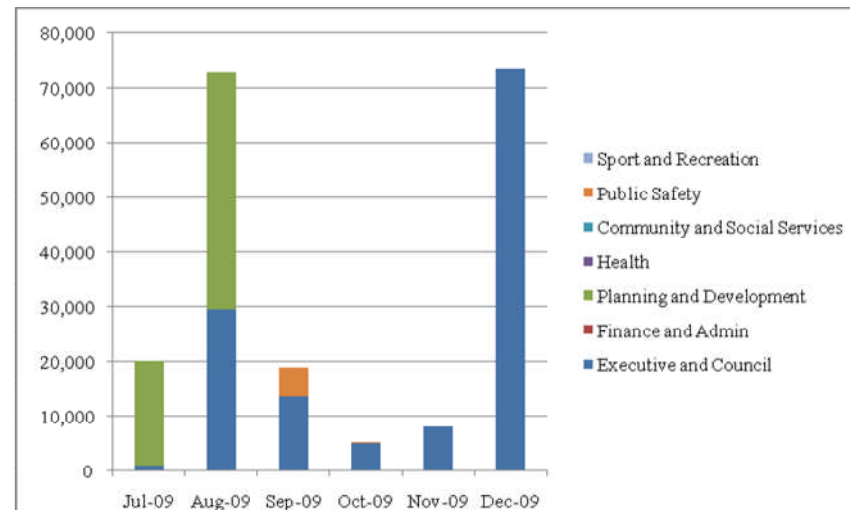
GFS	Month 1	Month 2	Month 3	Month 4	Month 5	Month 6
	Jul-09	Aug-09	Sep-09	Oct-09	Nov-09	Dec-09
Executive and Council	1,012	29,525	13,580	5,144	8,167	73,409
Finance and Admin	0	0	0	0	0	0
Planning and Development	19,267	43,398	0	0	0	0
Health	0	0	0	0	0	0
Community and Social Services	0	0	0	0	0	0
Public Safety	0	0	5,481	250	0	0
Sport and Recreation	0	0	0	0	0	0
Subtotal	20,279	72,923	19,061	5,394	8,167	73,409
Trading						
Housing	0	0	0	0	0	0
Environmental Protection	0	0	0	0	0	0
Waste Water Management	0	870,781	0	1,661,030	491,205	1,321,877
Waste Management	0	0	0	0	0	0
Road Transport	702,295	468,322	630,087	507,939	717,632	742,101
Water	0	0	0	0	0	0
Electricity	0	0	0	0	0	0
Other	0	0	0	0	0	0
Subtotal	702,295	1,339,103	630,087	2,168,969	1,208,837	2,063,978

Cash flows: Analysis of the capital budget according to GFS classification



Jul-09	722,574
Aug-09	1,412,026
Sep-09	649,148
Oct-09	2,174,363
Nov-09	1,217,004
Dec-09	2,137,387

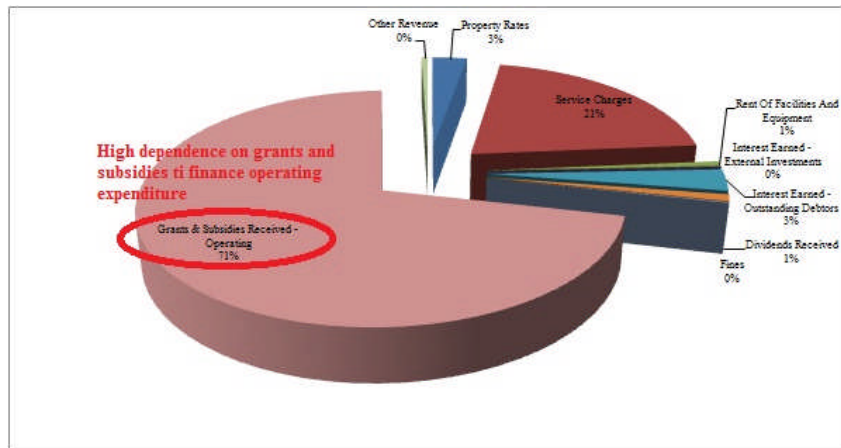
Cash flows and function: Analysis of the capital budget according to GFS classification



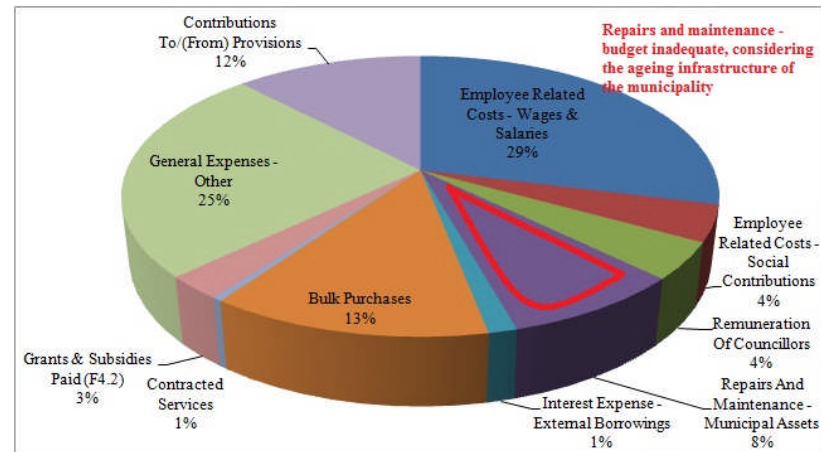
3.2 OPERATING BUDGET

	Month 1 Jul-09	Month 2 Aug-09	Month 3 Sep-09	Month 4 Oct-09	Month 5 Nov-09	Month 6 Dec-09	Mid-Year	Analysis
OPERATING REVENUE								
Property Rates	0	387,957	200,794	200,411	200,160	202,553	1,191,875	2.78%
Service Charges	180,696	2,955,700	1,569,369	1,649,224	1,083,300	1,516,538	8,954,827	20.85%
Rent Of Facilities And Equipment	0	32,414	18,394	18,419	201,164	31,135	301,526	0.70%
Interest Earned - External Investments	0	3,098	3,862	1,497	3,595	0	12,052	0.03%
Interest Earned - Outstanding Debtors	0	461,857	223,088	235,696	187,058	204,975	1,312,674	3.06%
Dividends Received	0	0	0	0	404,021	0	404,021	0.94%
Fines	2,748	2,819	3,973	7,516	14,386	13,811	45,253	0.11%
Grants & Subsidies Received – Operating	18,063,617	246,502	1,500,000	0	0	10,703,126	30,513,245	71.05%
Other Revenue	-1,171	84,039	82,245	16,763	15,714	11,458	209,048	0.49%
Total Operating Revenue	18,245,890	4,174,386	3,601,725	2,129,526	2,109,398	12,683,596	42,944,521	
OPERATING EXPENDITURE								
Employee Related Costs - Wages & Salaries	1,538,596	1,335,284	1,437,970	1,288,323	1,622,517	1,565,542	8,788,232	28.91%
Employee Related Costs - Social Contributions	230,099	191,902	255,985	204,960	184,685	196,594	1,264,225	4.16%
Remuneration Of Councilors	211,134	211,134	211,134	211,134	211,134	230,840	1,286,510	4.23%
Repairs And Maintenance - Municipal Assets	24,482	311,532	524,383	325,777	602,639	748,401	2,537,214	8.35%
Interest Expense - External Borrowings	0	221,802	41,073	76,968	6,012	52,877	398,732	1.31%
Bulk Purchases	78,420	1,542,921	384,250	105,997	1,309,904	470,868	3,892,360	12.81%
Contracted Services	0	127,549	0	0	0	0	127,549	0.42%
Grants & Subsidies Paid (F4.2)	0	598,880	55,447	55,676	58,550	58,871	827,424	2.72%
General Expenses – Other	1,024,292	1,204,318	1,574,539	191,116	2,091,538	1,499,642	7,585,445	24.96%
Contributions To/(From) Provisions	614,678	614,678	614,678	1,229,356	0	614,678	3,688,068	12.13%
Total Direct Operating Expenditure	3,721,701	6,360,000	5,099,459	3,689,307	6,086,979	5,438,313	30,395,759	
Total Operating Expenditure	3,721,701	6,360,000	5,099,459	3,689,307	6,086,979	5,438,313	30,395,759	
Change To Unappropriated Surplus / (Accumulated Deficit)	14,524,189	-2,185,614	-1,497,734	-1,559,781	-3,977,581	7,245,283	12,548,762	

Operating Revenue

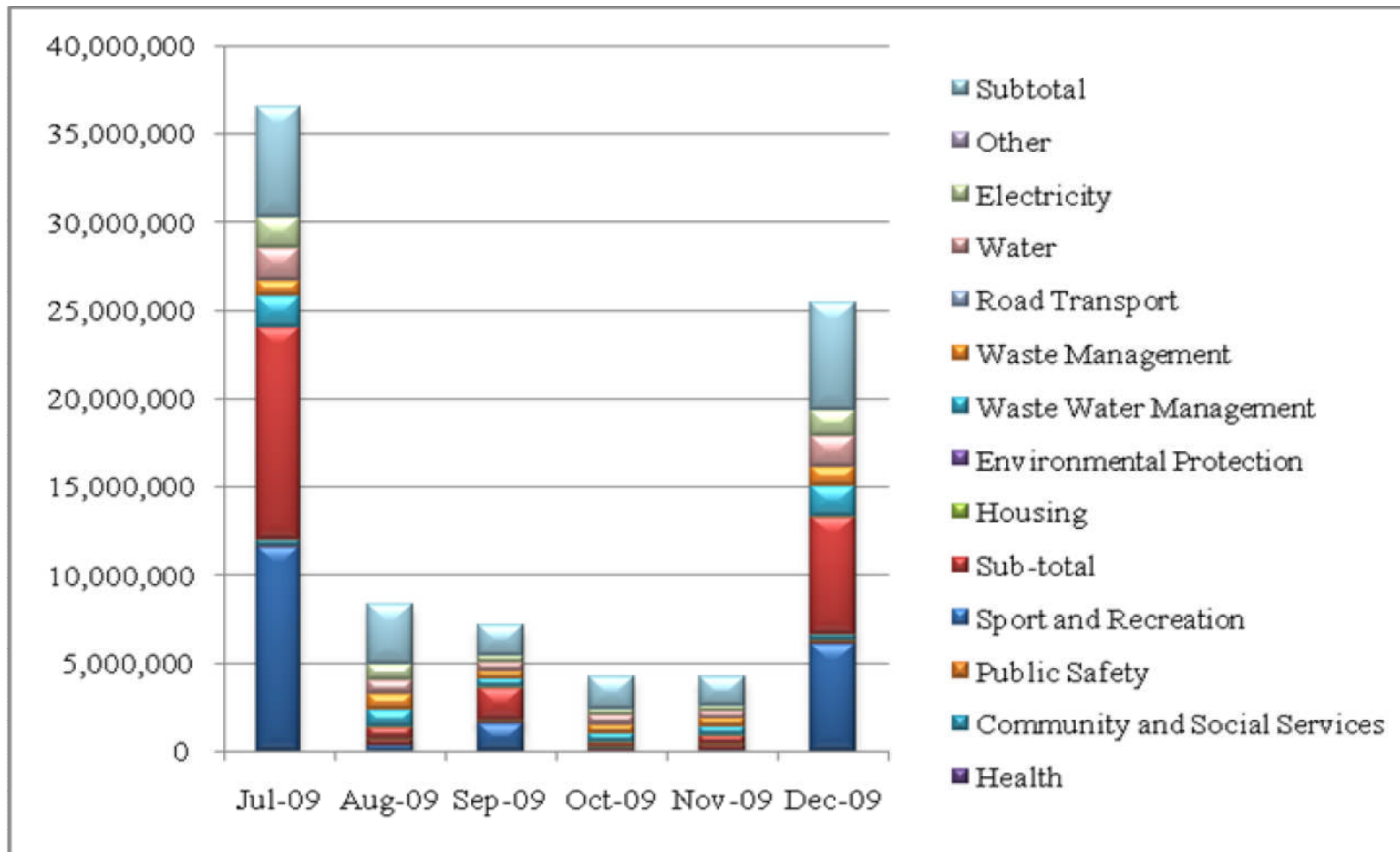


Operating Expenditure



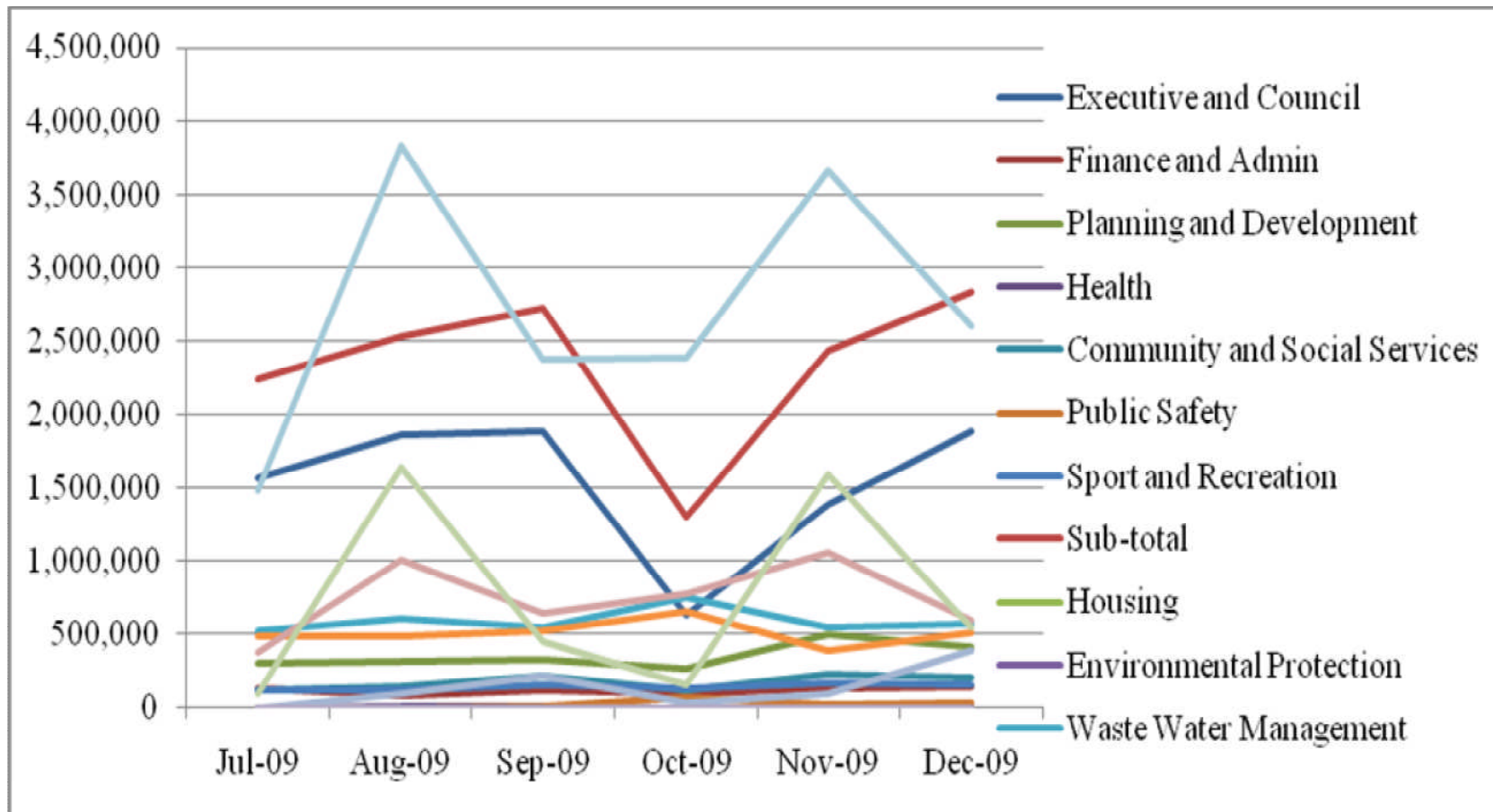
OPERATING REVENUE ACCORDING TO GFS CLASSIFICATION

GFS: Revenue	Month 1 Jul-09	Month 2 Aug-09	Month 3 Sep-09	Month 4 Oct-09	Month 5 Nov-09	Month 6 Dec-09
Executive and Council	11,613,121	311,625	1,590,241	70,058	54,938	6,105,133
Finance and Admin	497	368,946	192,826	191,810	328,476	213,689
Planning and Development	0	158	630	1,732	2,992	2,205
Health	0	0	0	0	0	0
Community and Social Services	408,443	19,033	17,933	13,993	78,767	312,680
Public Safety	2,702	2,763	3,947	7,500	14,386	13,772
Sport and Recreation	0	0	0	0	0	0
Sub-total	12,024,763	702,525	1,805,577	285,093	479,559	6,647,479
Housing	0	8,225	59,762	4,761	4,762	4,762
Environmental Protection	0	0	0	0	0	0
Waste Water Management	1,720,613	920,272	451,856	461,536	446,746	1,710,208
Waste Management	880,840	921,885	447,440	460,963	446,667	1,095,565
Road Transport	0	0	0	0	0	0
Water	1,843,060	763,807	465,428	562,829	429,390	1,758,131
Electricity	1,776,614	857,672	371,662	354,344	302,272	1,467,451
Other	0	0	0	0	0	0
Subtotal	6,221,127	3,471,861	1,796,148	1,844,433	1,629,837	6,036,117



OPERATING REVENUE ACCORDING TO GFS CLASSIFICATION

GFS: Expenditure	Month 1 Jul-09	Month 2 Aug-09	Month 3 Sep-09	Month 4 Oct-09	Month 5 Nov-09	Month 6 Dec-09
Executive and Council	1,573,252	1,867,938	1,884,362	628,242	1,383,802	1,887,271
Finance and Admin	135,175	80,548	125,458	93,296	131,681	148,483
Planning and Development	299,470	310,140	318,332	263,135	491,845	404,237
Health	0	4,557	7,879	3,110	1,768	2,000
Community and Social Services	121,047	149,768	221,201	119,075	233,277	207,528
Public Safety	0	0	11,852	69,009	19,598	29,686
Sport and Recreation	114,079	116,013	159,162	127,494	170,089	154,770
Sub-total	2,243,023	2,528,964	2,728,246	1,303,361	2,432,060	2,833,975
Housing	0	0	0	0	0	0
Environmental Protection	0	0	0	0	0	0
Waste Water Management	517,547	608,540	545,917	757,305	536,569	565,592
Waste Management	486,037	482,288	514,324	656,953	381,230	509,384
Road Transport	0	95,778	217,875	41,465	92,783	389,104
Water	380,007	999,733	640,344	770,761	1,050,016	599,600
Electricity	95,087	1,644,697	452,753	159,462	1,594,321	540,658
Other	0	0	0	0	0	0
Subtotal	1,478,678	3,831,036	2,371,213	2,385,946	3,654,919	2,604,338



3.3 CREDITORS

Month 1									
Detail	0 -	31 -	61 -	91 -	121	151	181		Total
	30	60	90	120	150	180	Days	Over	
	Days	Days	Days	Days	Days	Days	Year	Year	-
Bulk									
Electricity	0	0	0	0	0	0	0	0	0
Bulk Water	0	0	0	0	0	0	0	0	0
PAYE deductions	0	0	0	0	0	0	0	0	0
VAT (output less input)	0	0	0	0	0	0	0	0	0
Pensions / Retirement deductions	0	0	0	0	0	0	0	0	0
Loan repayments	0	0	0	0	0	0	0	0	0
Trade Creditors	480,787	45,916	10,602	0	0	0	0	0	537,305
Auditor General	0	0	0	0	0	0	0	0	0
Other	0	0	0	0	0	0	0	0	0
Total	480,787	45,916	10,602	0	0	0	0	0	537,305

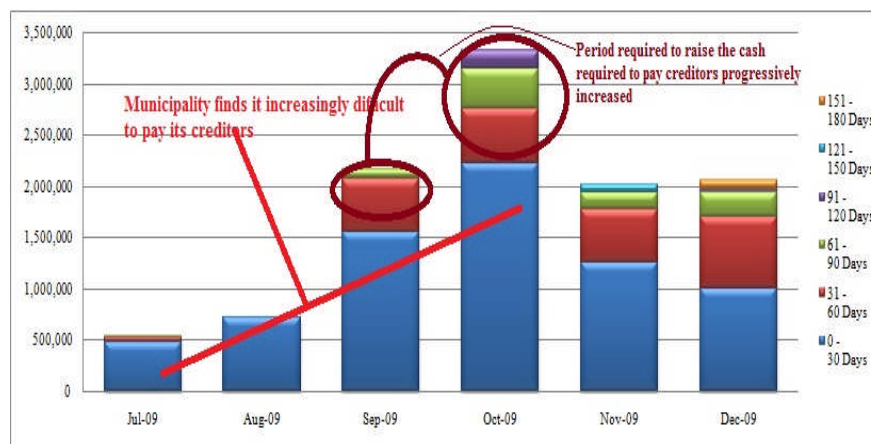
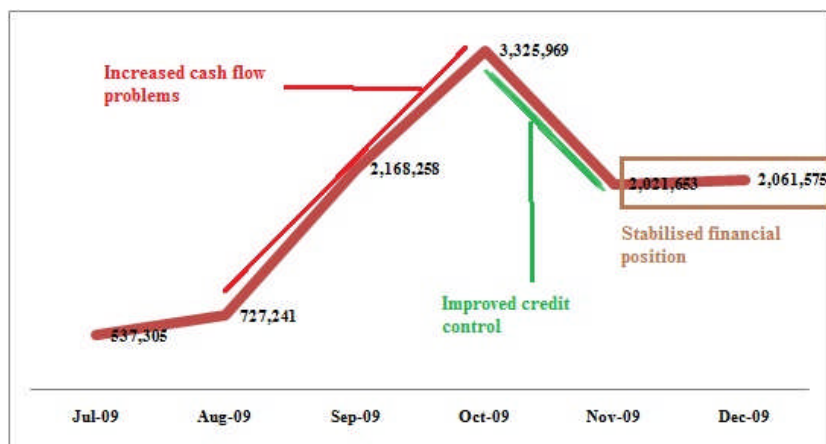
Month 2									
Detail	0 -	31 -	61 -	91 -	121	151	181		Total
	30	60	90	120	150	180	Days	Over	
	Days	Days	Days	Days	Days	Days	Year	Year	-
Bulk									
Electricity	555,615	0	0	0	0	0	0	0	555,615
Bulk Water	0	0	0	0	0	0	0	0	0
PAYE deductions	0	0	0	0	0	0	0	0	0
VAT (output less input)	0	0	0	0	0	0	0	0	0
Pensions / Retirement deductions	0	0	0	0	0	0	0	0	0
Loan repayments	0	0	0	0	0	0	0	0	0
Trade Creditors	171,626	0	0	0	0	0	0	0	171,626
Auditor General	0	0	0	0	0	0	0	0	0
Other	0	0	0	0	0	0	0	0	0
Total	727,241	0	0	0	0	0	0	0	727,241

Month 3									
Detail	0 - 30 Days	31 - 60 Days	61 - 90 Days	91 - 120 Days	121 - 150 Days	151 - 180 Days	181 Days - 1 Year	Over 1 Year	Total
Bulk Electricity	36,193	0	0	0	0	0	0	0	36,193
Bulk Water	0	0	0	0	0	0	0	0	0
PAYE deductions	0	0	0	0	0	0	0	0	0
VAT (output less input)	0	0	0	0	0	0	0	0	0
Pensions / Retirement deductions	0	0	0	0	0	0	0	0	0
Loan repayments	0	0	0	0	0	0	0	0	0
Trade Creditors	825,014	513,708	93,222	0	0	0	0	0	1,431,944
Auditor General	700,121	0	0	0	0	0	0	0	700,121
Other	0	0	0	0	0	0	0	0	0
Total	1,561,328	513,708	93,222	0	0	0	0	0	2,168,258

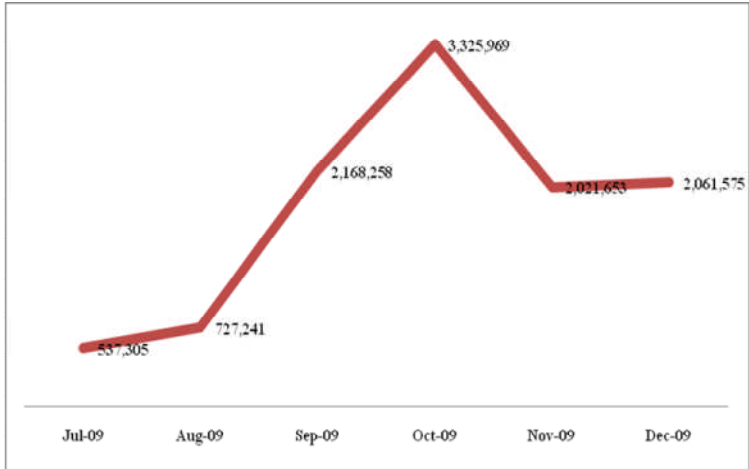
Month 4									
Detail	0 - 30 Days	31 - 60 Days	61 - 90 Days	91 - 120 Days	121 - 150 Days	151 - 180 Days	181 Days - 1 Year	Over 1 Year	Total
Bulk Electricity	581,873	0	0	0	0	0	0	0	581,873
Bulk Water	0	0	0	0	0	0	0	0	0
PAYE deductions	0	0	0	0	0	0	0	0	0
VAT (output less input)	0	0	0	0	0	0	0	0	0
Pensions / Retirement deductions	0	0	0	0	0	0	0	0	0
Loan repayments	0	0	0	0	0	0	0	0	0
Trade Creditors	992,634	524,412	391,698	174,927	0	0	0	0	2,083,671
Auditor General	660,425	0	0	0	0	0	0	0	660,425
Other	0	0	0	0	0	0	0	0	0
Total	2,234,932	524,412	391,698	174,927	0	0	0	0	3,325,969

Month 5									
Detail	0 - 30 Days	31 - 60 Days	61 - 90 Days	91 - 120 Days	121 - 150 Days	151 - 180 Days	181 Day s - 1 Yea r	Ove r 1 Yea r	Total -
Bulk									
Electricity	0	0	0	0	0	0	0	0	0
Bulk									
Water	0	0	0	0	0	0	0	0	0
PAYE									
deductions	0	0	0	0	0	0	0	0	0
VAT									
(output									
less input)	0	0	0	0	0	0	0	0	0
Pensions /									
Retiremen									
t									
deductions	0	0	0	0	0	0	0	0	0
Loan									
repayment									
s	0	0	0	0	0	0	0	0	0
Trade	1,263,97	510,81	165,17		81,68				2,021,65
Creditors	7	8	4	0	4	0	0	0	3
Auditor									
General	0	0	0	0	0	0	0	0	0
Other	0	0	0	0	0	0	0	0	0
Total	1,263,97	510,81	165,17	0	81,68	0	0	0	2,021,65
Total	7	8	4	0	4	0	0	0	3

Month 6									
Detail	0 - 30 Days	31 - 60 Days	61 - 90 Days	91 - 120 Days	121 - 150 Day s	151 - 180 Days	181 Day s - 1 Yea r	Ove r 1 Yea r	Total -
Bulk									
Electricity	12,637	0	0	0	0	0	0	0	12,637
Bulk									
Water	0	0	0	0	0	0	0	0	0
PAYE									
deductions	0	0	0	0	0	0	0	0	0
VAT									
(output									
less input)	0	0	0	0	0	0	0	0	0
Pensions /									
Retiremen									
t									
deductions	0	0	0	0	0	0	0	0	0
Loan									
repayment									
s	0	0	0	0	0	0	0	0	0
Trade		705,07	242,57	24,00					1,927,84
Creditors	869,048	4	3	0	0	3	0	0	8
Auditor									
General	121,090	0	0	0	0	0	0	0	121,090
Other	0	0	0	0	0	0	0	0	0
Total	1,002,77	705,07	242,57	24,00	0	87,15	0	0	2,061,57
Total	5	4	3	0	0	3	0	0	5



		Month 1	Month 2	Month 3	Month 4	Month 5	Month 6
Period		Jul-09	Aug-09	Sep-09	Oct-09	Nov-09	Dec-09
Month 1	0 - 30 Days	480,787	727,241	1,561,328	2,234,932	1,263,977	1,002,775
Month 2	31 - 60 Days	45,916	0	513,708	524,412	510,818	705,074
Month 3	61 - 90 Days	10,602	0	93,222	391,698	165,174	242,573
Month 4	91 - 120 Days	0	0	0	174,927	0	24,000
Month 5	121 - 150 Days	0	0	0	0	81,684	0
Month 6	151 - 180 Days	0	0	0	0	0	87,153
	181 Days - 1 Year	0	0	0	0	0	0
	Over 1 Year	0	0	0	0	0	0
	Total	537,305	727,241	2,168,258	3,325,969	2,021,653	2,061,575



Month 1	Jul-09	537,305
Month 2	Aug-09	727,241
Month 3	Sep-09	2,168,258
Month 4	Oct-09	3,325,969
Month 5	Nov-09	2,021,653
Month 6	Dec-09	2,061,575

3.4 DEBTORS

Month 6										
Detail	0 - 30 Days	31 - 60 Days	61 - 90 Days	91 - 120 Days	121 - 150 Days	151 - 180 Days	181 Days - 1 Year	Over 1 Year	Total -	Bad Debts
Debtors Age Analysis By Income Source										
Water Tariffs	-16,767	242,022	596,558	261,017	7,970,211	0	0	0	9,053,041	7,875,703
Electricity Tariffs	77,837	84,449	111,249	70,599	1,310,226	0	0	0	1,654,360	356,363
Rates (Property Rates)	121,895	104,242	314,548	84,876	7,090,943	0	0	0	7,716,504	21,402
Sewerage / Sanitation Tariffs	353,092	342,007	615,712	316,385	10,836,632	0	0	0	12,463,828	2,755,247
Refuse Removal Tariffs	314,889	332,134	719,988	315,519	13,188,973	0	0	0	14,871,503	2,630,764
Housing (Rental Income)	0	0	0	0	0	0	0	0	0	0
RSC Levies	0	0	0	0	0	0	0	0	0	0
Other	-182,176	33,886	29,157	10,309	1,775,113	0	0	0	1,666,289	0
Total By Income Source	668,770	1,138,740	2,387,212	1,058,705	42,172,098	0	0	0	47,425,525	13,639,479

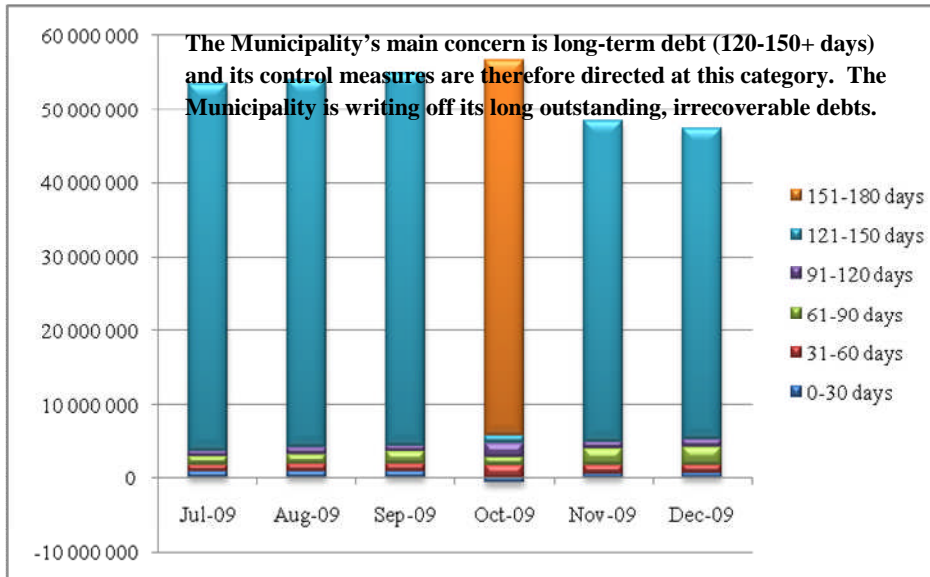
Month 5										
Detail	0 - 30 Days	31 - 60 Days	61 - 90 Days	91 - 120 Days	121 - 150 Days	151 - 180 Days	181 Days - 1 Year	Over 1 Year	Total -	Bad Debts
Debtors Age Analysis By Income Source										
Water Tariffs	-61,860	381,380	460,669	163,000	8,771,545	0	0	0	9,714,734	0
Electricity Tariffs	89,182	92,495	116,568	80,629	1,276,588	0	0	0	1,655,462	0
Rates (Property Rates)	132,729	98,003	275,592	85,706	7,129,224	0	0	0	7,721,254	0
Sewerage / Sanitation Tariffs	337,354	341,023	578,183	308,456	11,157,702	0	0	0	12,722,718	0
Refuse Removal Tariffs	294,845	332,740	660,540	308,826	13,401,990	0	0	0	14,998,941	0
Housing (Rental Income)	0	0	0	0	0	0	0	0	0	0
RSC Levies	0	0	0	0	0	0	0	0	0	0
Other	-194,278	9,940	26,180	8,684	1,776,354	0	0	0	1,626,880	0
Total By Income Source	597,972	1,255,581	2,117,732	955,301	43,513,403	0	0	0	48,439,989	0

Month 4										
Detail	0 - 30 Days	31 - 60 Days	61 - 90 Days	91 - 120 Days	121 - 150 Days	151 - 180 Days	181 Days - 1 Year	Over 1 Year	Total -	Bad Debts
Debtors Age Analysis By Income Source										
Water Tariffs	-229,821	492,335	277,648	333,606	180,467	10,719,103	0	0	11,773,338	0
Electricity Tariffs	-49,670	215,727	83,736	121,672	69,743	1,569,515	0	0	2,010,723	0
Rates (Property Rates)	-58,768	192,076	98,243	232,784	83,718	7,189,853	0	0	7,737,906	0
Sewerage / Sanitation Tariffs	-15,357	432,886	340,916	531,495	306,284	13,622,851	0	0	15,219,075	0
Refuse Removal Tariffs	-34,195	413,140	331,276	599,660	308,959	15,883,427	0	0	17,502,267	0
Housing (Rental Income)	0	0	0	0	0	0	0	0	0	0
RSC Levies	0	0	0	0	0	0	0	0	0	0
Other	-328,029	22,127	10,846	20,752	9,919	1,802,882	0	0	1,538,497	0
Total By Income Source	-715,840	1,768,291	1,142,665	1,839,969	959,090	50,787,631	0	0	55,781,806	0

Month 3										
Detail	0 - 30 Days	31 - 60 Days	61 - 90 Days	91 - 120 Days	121 - 150 Days	151 - 180 Days	181 Days - 1 Year	Over 1 Year	Total -	Bad Debts
Debtors Age Analysis By Income Source										
Water Tariffs	130,173	183,118	311,825	151,011	10,632,134	0	0	0	11,408,261	0
Electricity Tariffs	171,361	121,752	107,966	48,507	1,562,225	0	0	0	2,011,811	0
Rates (Property Rates)	126,753	103,345	193,479	116,616	7,148,330	0	0	0	7,688,523	0
Sewerage / Sanitation Tariffs	416,693	336,246	473,200	227,096	13,474,201	0	0	0	14,927,436	0
Refuse Removal Tariffs	380,396	325,936	527,232	278,503	15,744,738	0	0	0	17,256,805	0
Housing (Rental Income)	0	0	0	0	0	0	0	0	0	0
RSC Levies	0	0	0	0	0	0	0	0	0	0
Other	-305,704	9,083	18,494	7,631	1,798,170	0	0	0	1,527,674	0
Total By Income Source	919,672	1,079,480	1,632,196	829,364	50,359,798	0	0	0	54,820,510	0

Month 2										
Detail	0 - 30 Days	31 - 60 Days	61 - 90 Days	91 - 120 Days	121 - 150 Days	151 - 180 Days	181 Days - 1 Year	Over 1 Year	Total -	Bad Debts
Debtors Age Analysis By Income Source										
Water Tariffs	46,521	203,400	230,944	202,917	10,486,877	0	0	0	11,170,659	0
Electricity Tariffs	251,094	102,830	70,806	47,136	1,537,838	0	0	0	2,009,704	0
Rates (Property Rates)	129,136	104,328	185,887	116,060	7,075,462	0	0	0	7,610,873	0
Sewerage / Sanitation Tariffs	418,919	337,402	335,721	228,674	13,334,936	0	0	0	14,655,652	0
Refuse Removal Tariffs	378,191	328,551	422,604	280,759	15,610,538	0	0	0	17,020,643	0
Housing (Rental Income)	0	0	0	0	0	0	0	0	0	0
RSC Levies	0	0	0	0	0	0	0	0	0	0
Other	-310,473	12,070	13,188	8,143	1,801,253	0	0	0	1,524,181	0
Total By Income Source	913,388	1,088,581	1,259,150	883,689	49,846,904	0	0	0	53,991,712	0

Month 1										
Detail	0 - 30 Days	31 - 60 Days	61 - 90 Days	91 - 120 Days	121 - 150 Days	151 - 180 Days	181 Days - 1 Year	Over 1 Year	Total -	Bad Debts
Debtors Age Analysis By Income Source										
Water Tariffs	47,493	171,175	244,997	132,967	10,500,963	0	0	0	11,097,595	0
Electricity Tariffs	252,510	68,156	61,553	38,425	1,682,231	0	0	0	2,102,875	0
Rates (Property Rates)	129,636	123,395	150,573	117,339	7,012,508	0	0	0	7,533,451	0
Sewerage / Sanitation Tariffs	418,876	244,139	283,606	225,950	13,202,563	0	0	0	14,375,134	0
Refuse Removal Tariffs	380,538	291,449	354,459	276,336	15,485,137	0	0	0	16,787,919	0
Housing (Rental Income)	0	0	0	0	0	0	0	0	0	0
RSC Levies	0	0	0	0	0	0	0	0	0	0
Other	-307,214	7,625	9,915	8,002	1,803,290	0	0	0	1,521,618	0
Total By Income Source	921,839	905,939	1,105,103	799,019	49,686,692	0	0	0	53,418,592	0



Period	Month 6	Month 5	Month 4	Month 3	Month 2	Month 1
Period	Dec-09	Nov-09	Oct-09	Sep-09	Aug-09	Jul-09
0-30 days	668 770	597 972	-715 840	919 672	913 388	921 839
31-60 days	1 138 740	1 255 581	1 768 291	1 079 480	1 088 581	905 939
61-90 days	2 387 212	2 117 732	1 142 665	1 632 196	1 259 150	1 105 103
91-120 days	1 058 705	955 301	1 839 969	829 364	883 689	799 019
121-150 days	42 172 098	43 513 403	959 090	50 359 798	49 846 904	49 686 692
151-180 days	0	0	50 787 631	0	0	0
181-1 Year	0	0	0	0	0	0
Over 1 year	0	0	0	0	0	0
Total	47 425 525	48 439 989	55 781 806	54 820 510	53 991 712	53 418 592